


Parameters of Ocean Containers of Various Types


Besides the most common 20'STD, 40'STD 40'HC and ocean containers, we also use a 45' ocean container High Cube (high altitude), Open Top (open) and Flat Rack (so-called flat container) with dimensions of 20' and 40', etc. However, as a rule, not all shipping lines or international companies offer these types of shipping containers for international transport. Therefore, we recommend that you plan the shipment of ocean containers of one of these three basic types.

Parameters of ocean containers of various types: the standard 20-foot container, standard 40 ft container, 40 ft container of high capacity, Open Top and Flat Rack. External and internal dimensions, container door dimensions, capacity and max cargo weight.


20" STANDARD

	Inside length	19'4"	5.895 m
	Inside width	7'8"	2.33 m
	Inside height	7'10"	2.38 m
	Door width	7'8"	2.33 m
	Door height	7'6"	2.28 m
	Capacity	1,172 ft³	33,18 m³
	Tare weight	4,916 lb	2,229 kg
	Max cargo weight	47,999 lb	21,727 kg


20" OPEN TOP

	Inside length	19'4"	5.895 m
	Inside width	7'7"	2.31 m
	Inside height	7'8"	2.33 m
	Door width	7'6"	2.28 m
	Door height	7'2"	2.18 m
	Capacity	1,136 ft³	32,16 m³
	Tare weight	5,280 lb	2,394 kg
	Max cargo weight	47,620 lb	21,600 kg


20" FLATRACK

	Inside length	18'5"	5.61 m
	Inside width	7'3"	2.20 m
	Inside height	7'4"	2.23 m
	Tare weight	5,578 lb	2,530 kg
	Max cargo weight	47,333 lb	21,469 kg


20" FLATRACK COLLAPSIBLE

	Inside length	18'6"	5.63 m
	Inside width	7'3"	2.20 m
	Inside height	7'4"	2.23 m
	Tare weight	6,061 lb	2,749 kg
	Max cargo weight	61,117 lb	27,722 kg


20" PLATFORM

	Inside length	19'11"	6.07 m
	Inside width	8'0"	2.43 m
	Inside height	7'4"	2.23 m
	Tare weight	6,061 lb	2,749 kg
	Max cargo weight	52,896 lb	23,993 kg


20" REFRIGERATED

	Inside length	17'8"	5.38 m
	Inside width	7'5"	2.26 m
	Inside height	7'5"	2.26 m
	Door width	7'5"	2.26 m
	Door height	7'3"	2.20 m
	Capacity	1,000 ft³	28,31 m³
	Tare weight	7,040 lb	3,193 kg
	Max cargo weight	45,760 lb	20,756 kg


20" BULK

	Inside length	5.934 m
	Inside width	2.358 m
	Inside height	2.340 m


20" TANK

	Inside length	6.058 m
	Inside width	2.438 m
	Inside height	2.438 m


40" STANDARD

	Inside length	39'5"	12.01 m
	Inside width	7'8"	2.33 m
	Inside height	7'10"	2.38 m
	Door width	7'8"	2.33 m
	Door height	7'6"	2.28 m
	Capacity	2,390 ft³	67,67 m³
	Tare weight	8,160 lb	3,701 kg
	Max cargo weight	59,040 lb	26,780 kg


40" OPEN TOP

	Inside length	39'5"	12.01 m
	Inside width	7'8"	2.33 m
	Inside height	7'8"	2.33 m
	Door width	7'8"	2.33 m
	Door height	7'5"	2.26 m
	Capacity	2,350 ft³	66,54 m³
	Tare weight	8,490 lb	3,850 kg
	Max cargo weight	59,710 lb	26,630 kg

40" HIGH-CUBE

	Inside length	39'5"	12.01 m
	Inside width	7'8"	2.33 m
	Inside height	8'10"	2.69 m
	Door width	7'8"	2.33 m
	Door height	8'5"	2.56 m
	Capacity	2,694 ft³	76,28 m³
	Tare weight	8,750 lb	3,968 kg
	Max cargo weight	58,450 lb	26,512 kg


40" FLATRACK

	Inside length	39'7"	12.06 m
	Inside width	6'10"	2.08 m
	Inside height	6'5"	1.95 m
	Tare weight	12,081 lb	5,479 kg
	Max cargo weight	85,800 lb	38,918 kg


40" FLATRACK COLLAPSIBLE

	Inside length	39'7"	12.06 m
	Inside width	6'10"	2.08 m
	Inside height	6'5"	1.95 m
	Tare weight	12,787 lb	5,800 kg
	Max cargo weight	85,800 lb	38,918 kg

40" PLATFORM

	Inside length	40'0"	12.19 m
	Inside width	8'0"	2.43 m
	Inside height	6'5"	1.95 m
	Tare weight	12,783 lb	5,798 kg
	Max cargo weight	66,397 lb	30,117 kg

40" REFRIGERATED

	Inside length	37'8"	11.48 m
	Inside width	7'5"	2.26 m
	Inside height	7'2"	2.18 m
	Door width	7'5"	2.26 m
	Door height	7'0"	2.13 m
	Capacity	2,040 ft³	57,76 m³
	Tare weight	10,780 lb	4,889 kg
	Max cargo weight	56,276 lb	25,526 kg